

The image features the word "WhatsApp" in a bold, green, sans-serif font, centered on a white background. The text is surrounded by abstract, overlapping green geometric shapes in various shades, creating a modern and dynamic design. The shapes are primarily located on the left and right sides of the frame, with some extending towards the center.

WhatsApp

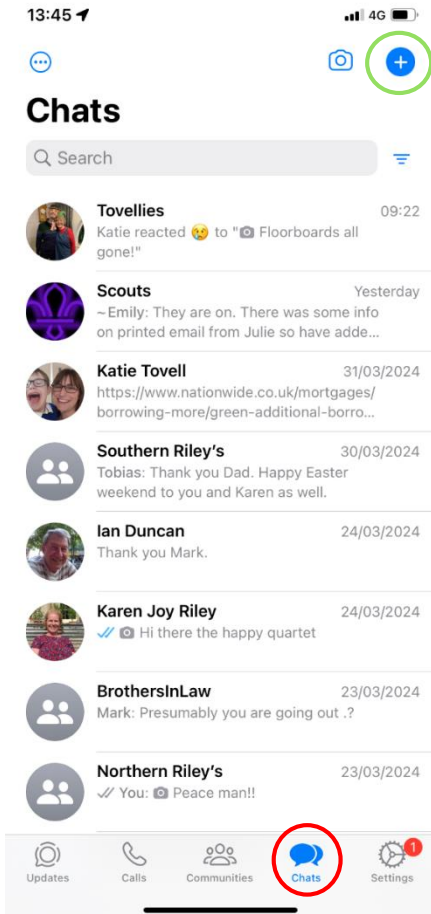
# What is it?

- ▶ WhatsApp is a messaging system that allows transmission of text and/or photos/videos and video calls, and all are free at the time of going to press!
- ▶ Video calls like FaceTime can be done.
- ▶ Text messages like messaging.
- ▶ Photo messages like picture messaging.
- ▶ You need to have a mobile phone that uses Apps.

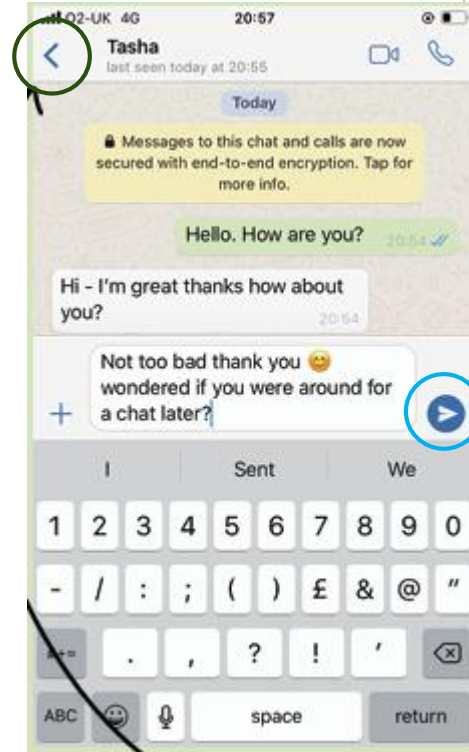
# How do I get it

- ▶ If you have an iPhone, then you'll need to use the App Store.
- ▶ If you have an Android phone, then you'll need to use the Play Store.
- ▶ You can use WhatsApp on your computer or tablet - this is known as WhatsApp Web. However, because WhatsApp needs a phone number and SIM card to run, you must already have WhatsApp downloaded on your phone first to connect WhatsApp Web up with this.
- ▶ You can't video or audio call on WhatsApp Web.
- ▶ When installing you'll get asked some questions, about WhatsApp using your contacts and sending you notifications. You should say 'Agree' or 'OK' to all the questions.
- ▶ To set up your account, type your number in the box. It will send you a code and you'll need to type it in.
- ▶ You need type in your name for other people to see. You can also add a picture of yourself if you want to.

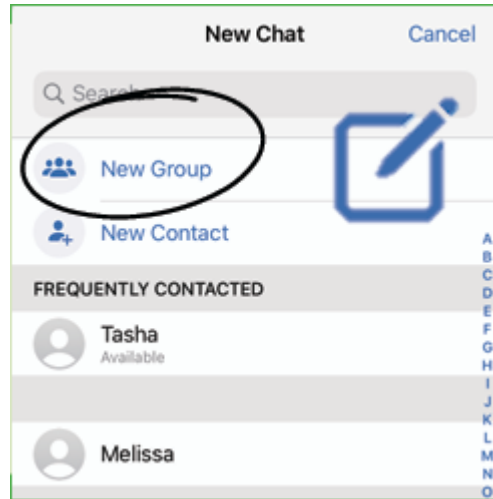
# Messaging



- ▶ Messaging can be done one to one or in groups.
- ▶ To send a message simply select **Chats** on the Whatsapp taskbar.
- ▶ If you have not chatted with the person before press the **+** (New Chat) button.
- ▶ Find the person in your list and select them.
- ▶ A new conversation will open and you can type your message in the box.
- ▶ Tap the blue **arrow** to send.
- ▶ To get back to the 'Chats' tab, tap the **back** arrow.

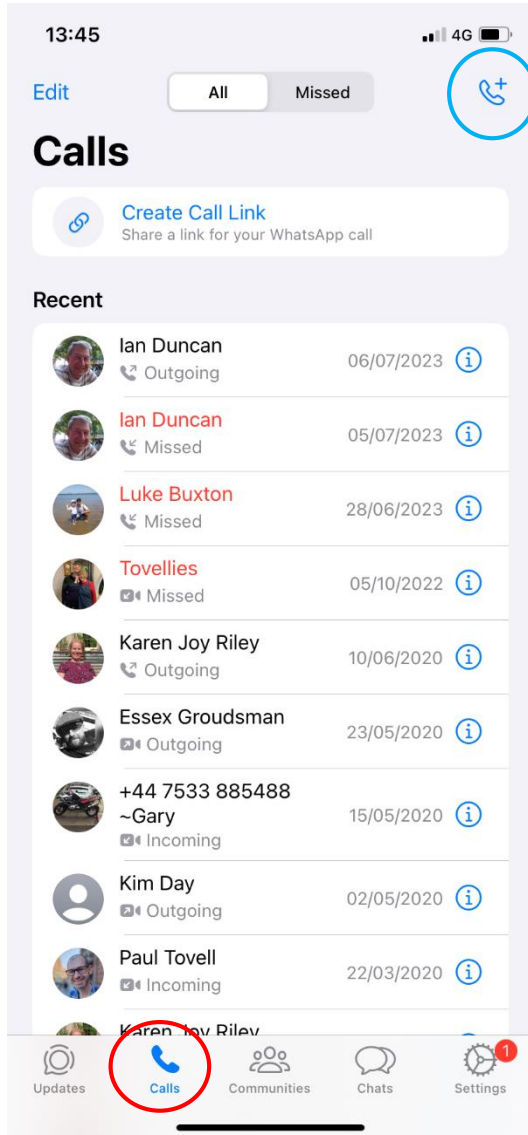



# Group chat



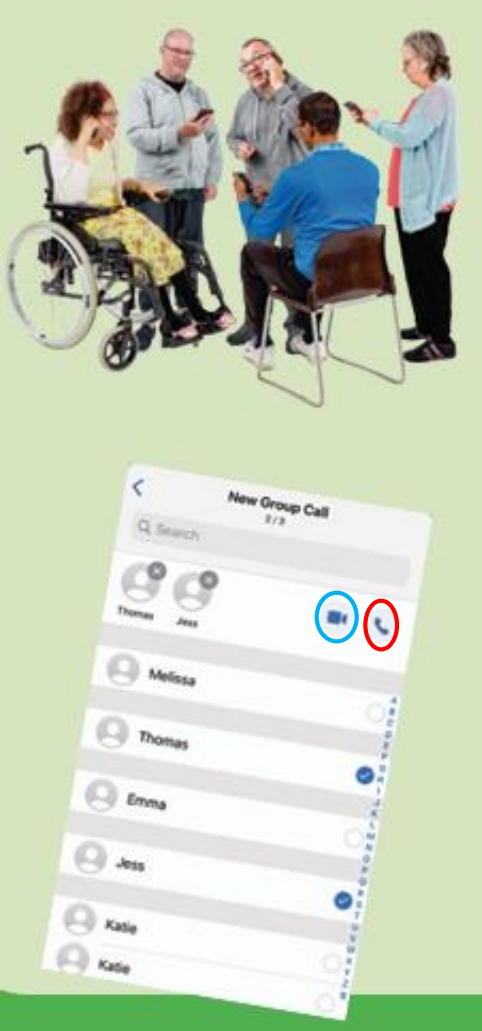
- ▶ To start a group message, tap the 'New Chat' icon again, then select 'New Group'.
- ▶ Give it a name.
- ▶ Then add the contacts you want to be in the group to it.



# Making a call



- ▶ To make a call simply select **Calls** on the Whatsapp taskbar.
- ▶ if you have already called them select them from the list displayed.
- ▶ If you've not called someone from WhatsApp before, you'll need to tap the 'New Call'  icon and choose the person's name from your list of contacts.

# Group Call



- ▶ If you want to call a group of people at the same time, tap the 'New Call' icon, then choose 'New Group Call'.
- ▶ Then you can choose who you want to be in the call by tapping their name (they will get a blue tick by their name).
- ▶ When you've finished choosing who you want in the call, you can decide to video call them or just have a phone call using voices.
- ▶ Choose the video icon for a video call. 
- ▶ Choose the phone icon if you want to have a voice only call. 

# Communities

13:45

4G

## Communities



### Stay connected with a community

Communities bring members together in topic-based groups. Any community you're added to will appear here.

[See example communities >](#)


+ New Community



- ▶ Communities on WhatsApp bring members together in topic-based groups. Anyone can create a WhatsApp community. You can create new topic-based groups or add existing WhatsApp groups.
- ▶ Community admins can reach members with important updates by sending announcements, and community members can stay connected by exploring and chatting in groups that matter to them. Members can receive updates sent to the entire community and easily organize smaller discussion groups on what matters to them.
- ▶ Your personal messages and calls in communities are always end-to-end encrypted. No one else, not even WhatsApp, can read or listen to them.
- ▶ To complement communities on WhatsApp, we're rolling out new features to group chats to help people, including: Polls, Reactions, File Sharing, Large Voice Calls and Admin Controls
- ▶ **Note:** Reactions are only available in the announcements space for up to 1024 members.
- ▶ Additionally, we've updated our [Privacy Policy](#) to explain how we use and protect your information in Communities.

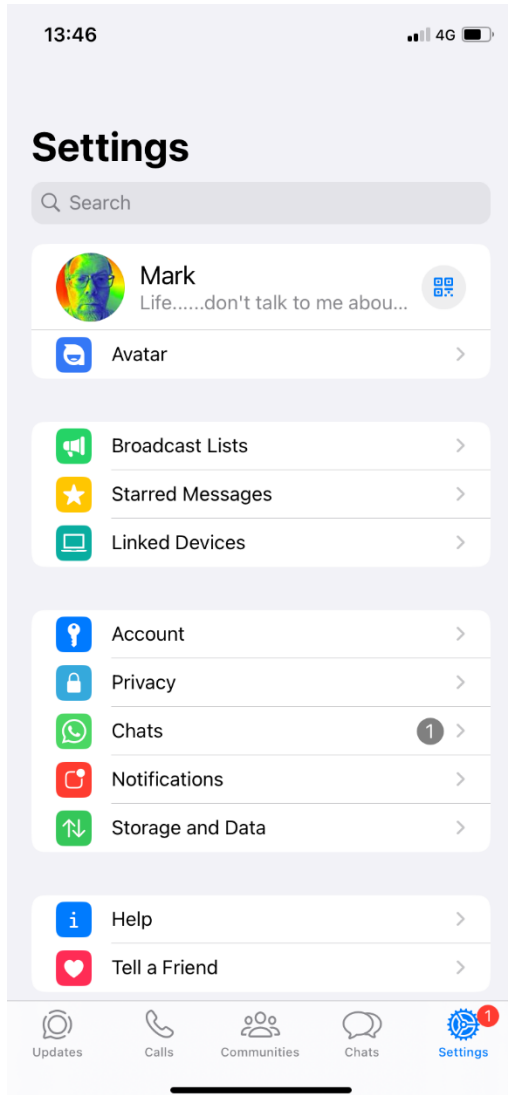


# Updates



- ▶ Updates is the area you can change your status and update your profile picture if you wish (not necessary to use Whatsapp).
- ▶ Here you can subscribe to Channels to get updates on topics that might interest you.

# Settings



- ▶ Settings allows the user to update/keep track of settings in whatsapp.
- ▶ Like linked devices
- ▶ Your account details.
- ▶ Your chat wallpaper, clear your chats, backup your chats.

# Summary

- ▶ Only share your phone number with people you know and trust.
- ▶ For more info on staying safe online, read this easy read:  
<https://tinyurl.com/Stay-Safe>
- ▶ For more help using WhatsApp you can visit their help website:  
<https://faq.whatsapp.com/>